

Speakers

Wall and Ceiling Speakers

EDL-82HQ

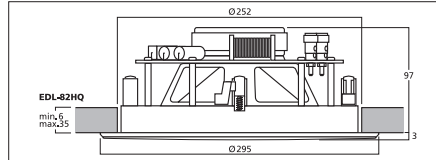
Order No. 0163440



PA hi-fi wall and ceiling speaker, 30 W

- 100 V line technique or 8 Ω operation
- 2-way version with coaxial dome tweeter
- 20 cm (8") bass speaker with waveguide and 25 mm (1") silk dome
- Pivoting tweeter via ball joint
- Excellent sound characteristics
- Stylish flush fit protective metal grille with slim plastic frame
- Protective grille magnetically attached to speaker front
- For a wall thickness/ceiling thickness from 6 to 35 mm

Model	EDL-82HQ
Frequency range	30-20,000 Hz
Resonant frequency (fs)	40 Hz
Power rating (RMS)	50 W (8 Ω) 30/16/8/4 W (100 V)
Sensitivity	89 dB/W/m
Mounting cutout	Ø 252 mm
Dimensions	Ø 295 mm x 100 mm
Weight	2 kg



EDL-62HQ

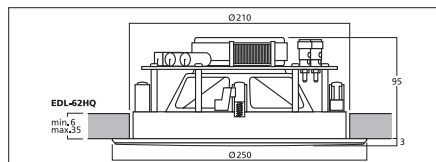
Order No. 0163430



PA hi-fi wall and ceiling speaker, 30 W

- 100 V line technique or 8 Ω operation
- 2-way version with coaxial dome tweeter
- 16 cm (6½") bass speaker with waveguide and 25 mm (1") silk dome
- Pivoting tweeter via ball joint
- Excellent sound characteristics
- Stylish flush fit protective metal grille with slim plastic frame
- Protective grille magnetically attached to speaker front
- For a wall thickness/ceiling thickness from 6 to 35 mm

Model	EDL-62HQ
Frequency range	50-20,000 Hz
Resonant frequency (fs)	60 Hz
Power rating (RMS)	35 W (8 Ω) 30/16/8/4 W (100 V)
Sensitivity	89 dB/W/m
Mounting cutout	Ø 210 mm
Dimensions	Ø 250 mm x 98 mm
Weight	1.82 kg



EDL-42HQ

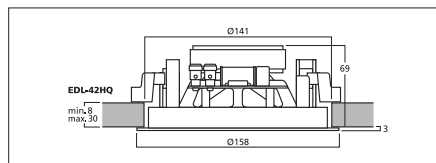
Order No. 0163890



Hi-fi wall and ceiling speaker, 15 W

- 100 V line technique or 8 Ω operation
- Power taps: 100 V (8/4/2/1 W)
- 2-way version with coaxial dome tweeter
- 10 cm (4") bass speaker with waveguide and 20 mm (¾") silk dome
- Excellent sound characteristics
- Supplied with 2 stylish protective metal grilles for an individual look
- Protective grille to be magnetically attached
- For a wall thickness/ceiling thickness from 8 to 30 mm

Model	EDL-42HQ
Frequency range	70-20,000 Hz
Resonant frequency (fs)	70 Hz
Power rating (RMS)	15 W (8 Ω) 8/4/2/1 W (100 V)
Peak music power output (MAX)	30 W
Sensitivity	85 dB/W/m
Max. rated SPL	96 dB
Mounting cutout	Ø 141 mm
Dimensions	Ø 158 mm x 72 mm
Weight	0.930 kg



EDL-10TW/WS

Order No. 0163380



PA ceiling speaker, with integrated tweeter.

- 100 V line technique
- 20 cm (8") 2-way coaxial speaker
- Metal housing with protective speaker grille
- Excellent sound quality with consistent radiation pattern
- Quick-mounting facility with spring clips
- For a ceiling thickness from 10 to 40 mm

Model	EDL-10TW/WS
Frequency range	50-20,000 Hz
Power rating (RMS)	10/6/4/2 W
Sensitivity	95 dB/W/m
Max. rated SPL	105 dB
Radiation angle	110° @ 2,000 Hz
Mounting cutout	Ø 215 mm
Dimensions	Ø 247 mm x 90 mm
Weight	1.2 kg

