

PA-1960

Order No. 0172550

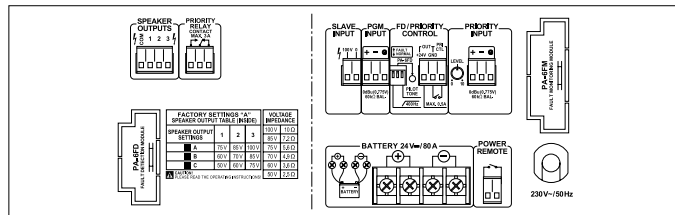


High-power mono PA amplifier

- 1 x 960 W
- Additional, adjustable priority input with switchable priority function
- 100 V slave input for inserting the amplifier into a 100 V speaker line
- Switchable 400 Hz high-pass filter 6 dB/oct.
- 2 insertion facilities on the rear panel for optional modules with the

following features:

- PA-6FD: fault detection module
- PA-6FM: fault monitoring module
- Connection for external on/off switch (remote start)
- Temperature-controlled fan, continuously adjustable
- LED indication for fault, protect, clip, signal, priority
- Mains operation or 24 V emergency power operation



Model	PA-1960
Power rating	960 W
Power rating at 100 V	1 x 960 W
Output impedance	75 V/5.6 Ω, 85 V/7.2 Ω, 100 V/10 Ω
Inputs	0.775 V/60 kΩ, bal.
Frequency range	35-20,000 Hz
S/N ratio	> 100 dB
THD	< 0.4%
Power supply	~ 230 V/50 Hz/2,600 VA, = 24 V/80 A
Standby current	= 24 V
Dimensions	483 x 133 x 374 mm, 3 RS
Weight	25 kg

PA-1480

Order No. 0171110



PA-1242

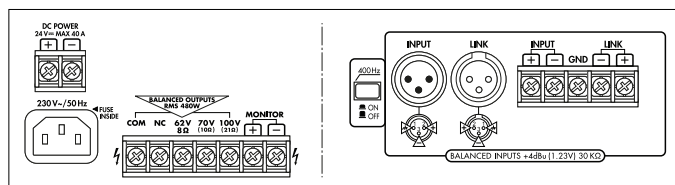
Order No. 0172780



Mono PA power amplifiers

- 1 x 480 W (PA-1480)
- 1 x 240 W (PA-1242)
- Switchable 400 Hz high-pass filter 6 dB/oct.
- Temperature-controlled fan, continuously adjustable

- LED indication for clip, protect, overtemperature and output level
- Feed-through output (link)
- Mains operation or 24 V emergency power operation



Model	PA-1480	PA-1242
Power rating	480 W	240 W
Power rating at 8 Ω	1 x 480 W	1 x 240 W
Power rating at 100 V	1 x 480 W	1 x 240 W
Output impedance	62 V/8 Ω, 70 V/10 Ω, 100 V/21 Ω	25 V/2.6 Ω, 70 V/20 Ω, 100 V/42 Ω, 8 Ω
Inputs	1.2 V, bal.	1.2 V
Frequency range	35-20,000 Hz	35-20,000 Hz
S/N ratio	> 100 dBA	> 100 dBA
THD	< 1%	< 1%
Power supply	~ 230 V/50 Hz/1,400 VA, = 24 V/40 A	~ 230 V/50 Hz/750 VA, = 24 V/20 A
Dimensions	483 x 88 x 374 mm, 2 RS	483 x 88 x 374 mm, 2 RS
Weight	15.2 kg	12.5 kg

PA-1500D

Order No. 0177080

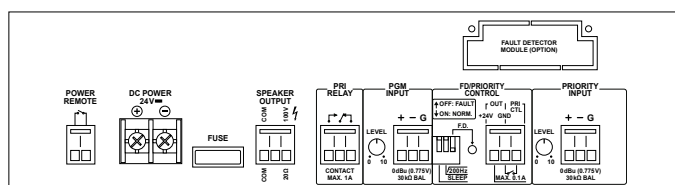


Mono class D PA power amplifier, with energy-saving effect.

- 1 x 500 W
- Class D concept with a high efficiency of more than 90% to reduce energy costs
- Additional integrated energy-saving functions, e.g. device automatically goes to standby mode when no input signal is present (as soon as an input signal is detected, the amplifier is

automatically switched on again)

- Requires a significantly lower rechargeable battery capacity for emergency power operation than 100 V analogue amplifiers
- Clearly reduced cooling requirements due to low heat dispersion
- Special protective circuits prevent damage caused by short circuit or overheating
- Switchable 200 Hz high-pass filter, 6 dB/oct.
- Additional priority input



- Mains operation or 24 V emergency power operation

Model	PA-1500D
Peak output power	650 W
Power rating at 100 V	1 x 500 W
Output impedance	100 V/20 Ω
Inputs	775 mV/30 kΩ, bal.
Frequency range	50-18,000 Hz
S/N ratio	> 100 dBA
THD	< 0.5%
Power supply	~ 230 V/50 Hz/1,015 VA, 4 W (standby mode), = 24 V/35.5 A, 480 mA (standby mode)
Dimensions	483 x 88 x 365 mm, 2 RS
Weight	9.7 kg